



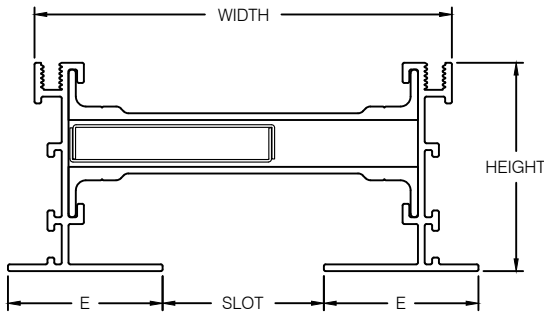
AIR FACTORS

4771 ARROYO VISTA, SUITE D
LIVERMORE, CA 94551

PH. # 925-579-0040
FAX # 925-579-0044

MODEL

- B10
- B15
- B20
- B25
- B30



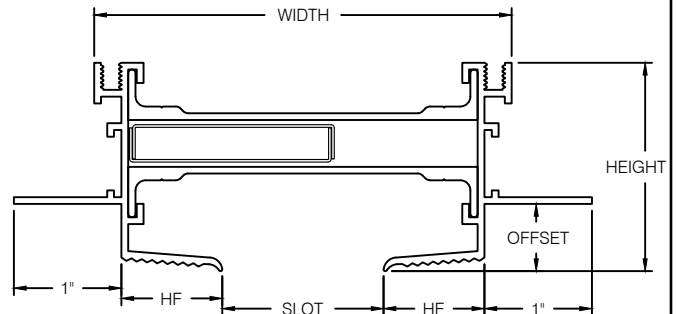
BORDER TYPE EE

MODEL

- B10
- B15
- B20
- B25
- B30

OFFSET

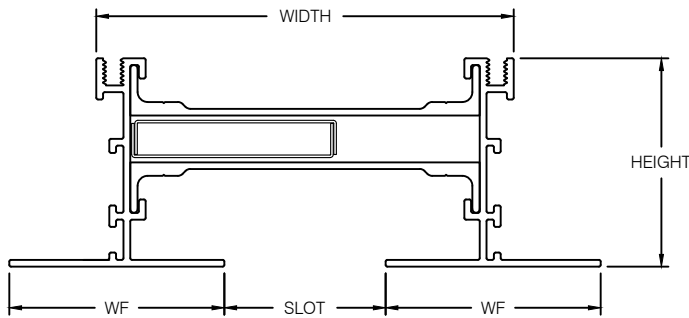
- 5/8" (1/2" drywall)
- 3/4" (5/8" drywall)



BORDER TYPE HFHF

MODEL

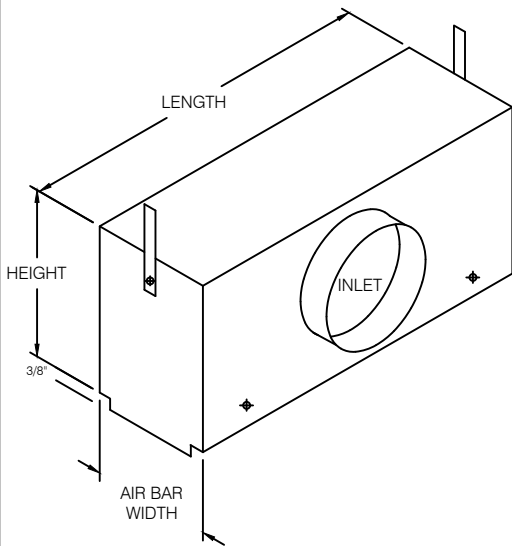
- B10
- B15
- B20
- B25
- B30



BORDER TYPE WFWF

MODEL	SLOT	EE	HF	WF	WIDTH	HEIGHT
B10	1	1-3/16	11/16	1-1/2	2-7/8	1-11/16
B15	1-1/2	1-7/16	15/16	2	3-7/8	1-15/16
B20	2	1-11/16	1-3/16	2	4-7/8	2-3/16
B25	2-1/2	2	1-1/2*	2-1/4	6	2-1/2
B30	3	2-1/4	1-3/4	2-1/2	7	2-3/4

* 3/4" offset model only

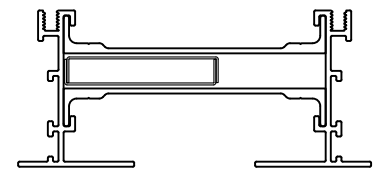


- | | | |
|-------------------------------|------------------------------|------------------------------|
| INLET | HEIGHT | LENGTH |
| <input type="checkbox"/> 6"Ø | <input type="checkbox"/> 9" | <input type="checkbox"/> 24" |
| <input type="checkbox"/> 8"Ø | <input type="checkbox"/> 10" | <input type="checkbox"/> 36" |
| <input type="checkbox"/> 10"Ø | <input type="checkbox"/> 12" | <input type="checkbox"/> 48" |
| <input type="checkbox"/> 12"Ø | <input type="checkbox"/> 14" | <input type="checkbox"/> 60" |
| <input type="checkbox"/> 14"Ø | <input type="checkbox"/> 16" | <input type="checkbox"/> 72" |
| | <input type="checkbox"/> 18" | |

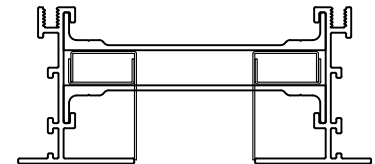
END CAPS

- FLAT END CAPS
- FLANGED END CAPS
- MITERED ENDS

PATTERN CONTROLLERS



STANDARD WEIRS



JET PAIR WEIRS

PROJECT:

TITLE:

LINEAR AIR BAR SUBMITTAL SHEET

DATE:

DRAWN:

Sophie Duquay

SCALE:

NTS

DWG. #:

8-1-A